


REPUBLIC OF RWANDA
RWANDA EDUCATION BOARD



This is to certify that the candidate named below sat for the Rwanda Advanced Certificate of Education Examinations in the year 2018, and qualified for the award of the

Rwanda Advanced Certificate of Education

The candidate passed the subjects named and the grade levels (Principal or Subsidiary) shown, and grades as indicated below

Name: MUTONI TINA BUCYANA	0101013MPG0282018
School: LYCEE DE KIGALI	
SUBJECT	GRADE LEVEL GRADE
MATHEMATICS	SUBSIDIARY S (s)
PHYSICS	PRINCIPAL C (c)
GEOGRAPHY	PRINCIPAL E (e)
ENTREPRENEURSHIP	PRINCIPAL C (c)
GENERAL STUDIES AND COMMUNICATION SKILLS	SUBSIDIARY S (s)
SUBJECTS RECORDED ****FIVE****	

Chairman/Board of Directors



Director General/
Secretary to the Board of Directors



See overleaf

For any doubt on the authenticity of this document, please visit <https://graduate.reb.rw>

A₂₁₈₇₂₅₉₀



STUDENT ACADEMIC REPORT

COURSES.	MAXIMUM			1 st Term				2 nd Term				3 rd Term				GENERAL TOTAL				2 nd Sitting (%)
	CAT	EX	TOT	CAT	EX	TOT	GR	CAT	EX	TOT	GR	CAT	EX	TOT	GR	MAX	TOT	%	GR	
CONDUCT			40				30				23				32	120	85	70.8%		

PRINCIPAL SUBJECTS

Mathematics	70	70	140	16.0	22.0	38.0	E	20.7	35.0	55.7	E	30.1	68.0	98.1	B	420	191.8	45.7%	E
Theoretical Physics	50	50	100	34.0	14.0	48.0	E	22.4	15.0	37.4	S	28.1	47.0	75.1	B	300	160.5	53.5%	D
Practical Physics	20	20	40	19.0	18.0	37.0	A	17.5	18.5	36.0	A	18.0	18.0	36.0	A	120	109.0	90.8%	A
Geography	70	70	140	39.0	22.0	61.0	E	48.0	51.0	99.0	B	28.5	46.7	75.2	D	420	235.2	56.0%	D
Entrepreneurship	60	60	120	45.0	35.0	80.0	C	51.3	15.6	66.9	D	49.8	46.2	96.0	A	360	242.9	67.5%	C
Kinyarwanda	40	40	80	30.0	23.0	53.0	C	26.6	19.0	45.6	D	19.3	28.0	47.3	D	240	145.9	60.8%	C
General studies and Communication Skills	30	30	60	19.0	22.0	41.0	C	22.4	12.0	34.4	D	21.0	19.0	40.0	C	180	115.4	64.1%	C

CO-CURRICULAR ACTIVITIES

Religious activities	20	20	40	18.0	18.2	36.2	S	17.0	6.0	23.0	S	18.5	13.5	32.0	S	120	91.2	76.0%	S
Sports / Clubs	20	20	40	4.0	0.0	4.0	E	19.0	18.0	37.0	S	9.0	10.0	19.0	F	120	60.0	50.0%	S


TOTAL	380	380	760	224.0	174.2	398.2		244.9	190.1	435.0		222.3	296.4	518.7		2,280	1,351.90	59.29%	
--------------	------------	------------	------------	--------------	--------------	--------------	--	--------------	--------------	--------------	--	--------------	--------------	--------------	--	--------------	-----------------	---------------	--

PERCENTAGE				52.39%				57.24%				68.25%				59.29%			
-------------------	--	--	--	---------------	--	--	--	---------------	--	--	--	---------------	--	--	--	---------------	--	--	--

POSITION				47 out of 51				37 out of 51				14 out of 51				37 out of 51			
-----------------	--	--	--	---------------------	--	--	--	---------------------	--	--	--	---------------------	--	--	--	---------------------	--	--	--

Class Teacher's Names & Comments

DECISION TAKEN	1st SESSION		2nd SESSION	
	PROMOTED	<input checked="" type="checkbox"/>	PROMOTED	<input type="checkbox"/>
	PROMOTED ELSEWHERE	<input type="checkbox"/>	REPEAT	<input type="checkbox"/>
	2nd SITTING	<input type="checkbox"/>		
	REPEAT	<input type="checkbox"/>		
	DISCONTINUED	<input type="checkbox"/>		



GRADING SCALE	SCORE RANGE	100 - 80	79.9 - 70	69.9 - 60	59.9 - 50	49.9 - 40	39.9 - 30	29.9 - 0
PERCENTAGE		A	B	C	D	E	S	F
POINTS(Core Subject)		18	15	12	09	06	03	00
POINTS(Non-Core Subject)		%: 100-50 GRADE : S POINTS : 1			%: 49-00 GRADE : F POINTS : 0			



OPTION : Mathematics-Physics-Geography
ACADEMIC YEAR : 2018
CLASS : S6 MPG
NAMES : MUTONI TINA BUCYANA
REG N° : 201660178

STUDENT ACADEMIC REPORT

COURSES.	MAXIMUM			1 st Term				2 nd Term				3 rd Term				GENERAL TOTAL				2 nd Sitting (%)
	CAT	EX	TOT	CAT	EX	TOT	GR	CAT	EX	TOT	GR	CAT	EX	TOT	GR	MAX	TOT	%	GR	
CONDUCT			40				35				36				35	120	106	88.3%		

PRINCIPAL SUBJECTS

Mathematics	70	70	140	58.8	15.0	73.8	D	40.7	64.4	105.1	B	17.7	30.0	47.7	S	420	226.6	54.0%	D
Theoretical Physics	50	50	100	40.6	46.0	86.6	A	40.0	47.0	87.0	A	33.8	36.0	69.8	B	300	243.4	81.1%	A
Practical Physics	20	20	40	20.0	16.0	36.0	A	17.7	18.0	35.7	A	20.0	12.0	32.0	A	120	103.7	86.4%	A
Geography	70	70	140	42.4	32.0	74.4	D	26.4	30.0	56.4	E	38.8	40.3	79.1	D	420	209.9	50.0%	D
Entrepreneurship	60	60	120	32.0	29.0	61.0	D	25.5	44.4	69.9	D	54.4	39.6	94.0	B	360	224.9	62.5%	C
Kinyarwanda	40	40	80	24.6	25.0	49.6	C	24.3	26.0	50.3	C	31.0	23.2	54.2	C	240	154.1	64.2%	C
GENERAL STUDIES AND COMMUNICATION SKILLS	30	30	60	21.4	29.0	50.4	A	24.6	20.0	44.6	B	18.3	23.5	41.8	B	180	136.8	76.0%	B

CO-CURRICULAR ACTIVITIES

Religious activities	20	20	40	19.0	19.0	38.0	S	12.5	12.0	24.5	S	13.0	12.0	25.0	S	120	87.5	72.9%	S
Sports / Clubs	20	20	40	15.0	19.0	34.0	S	10.0	0.0	10.0	E	0.0	19.0	19.0	E	120	63.0	52.5%	S


TOTAL	380	380	760	273.8	230.0	503.8		221.7	261.8	483.5		227.0	235.6	462.6		2,280	1,449.90	63.59%	
--------------	------------	------------	------------	--------------	--------------	--------------	--	--------------	--------------	--------------	--	--------------	--------------	--------------	--	--------------	-----------------	---------------	--

PERCENTAGE				66.29%				63.62%				60.87%				63.59%			
-------------------	--	--	--	---------------	--	--	--	---------------	--	--	--	---------------	--	--	--	---------------	--	--	--

POSITION				3 out of 52				11 out of 52				18 out of 52				8 out of 52			
-----------------	--	--	--	--------------------	--	--	--	---------------------	--	--	--	---------------------	--	--	--	--------------------	--	--	--

Class Teacher's Names & Comments

DECISION TAKEN	1 st SITTING PROMOTED	<input type="checkbox"/>	2 nd SITTING PROMOTED	<input type="checkbox"/>
	PROMOTED ELSEWHERE	<input type="checkbox"/>	REPEAT	<input type="checkbox"/>
	2 nd SITTING	<input type="checkbox"/>		
	REPEAT	<input type="checkbox"/>		
	DISCONTINUED	<input type="checkbox"/>		



GRADING SCALE	SCORE RANGE	100 - 80	79.9 - 70	69.9 - 60	59.9 - 50	49.9 - 40	39.9 - 30	29.9 - 0	
PERCENTAGE		A	B	C	D	E	S	F	
POINTS(Core Subject)		18	15	12	09	06	03	00	
POINTS(Non-Core Subject)		%: 100-50 GRADE : S POINTS : 1				%: 49-00 GRADE : F POINTS : 0			